

Existing User – Register for SMS PIN

Existing OTP user accounts can now register to receive PINs via SMS (text message). Follow the steps below to add a phone number.

Prerequisites

Email address must already be registered for OTP

Process

1. Open the eRSS Reviewer site (<https://erss-reviewer.nih.gov>) and enter your OTP-registered email.
Click the Next button.

Sign in

to continue to eRSS

If you are an existing user, enter registered email address below and click Next. If you are not an existing user, click Create Account.

Email

Having trouble logging in? [Contact support](#)


Create Account Next

2. Select the Email option.


Sign in

Select authentication method

You will be sent a one-time authentication code to the method you select below.



Text (SMS)



Email

rev1@mail.com

Add phone to account after login for Text (SMS) verification option

Note: Data rates may apply.

Cancel

Your security code will be sent to your OTP-registered email address. Please retrieve it, and enter the security code here. Click the Next button.

Sign in

Enter your security code

rev1@mail.com

A one-time verification code has been sent to the above email. The code will be active for 8 hours.

One-time Security Code

Didn't receive the code?

- Double check your email address
- Check your spam folder

[Send New Code](#)


[Back](#)

[Next](#)

3. You are now logged in to eRSS.
Click [Add Phone](#) to register a mobile phone number.

Success!

You are now logged in



Add your mobile number to your account for a faster, more secure login via SMS Text Message.

Note: Data rates may apply.

[Add Phone](#)

[Continue to eRSS](#)


[Edit Account](#)

4. Enter the phone number you wish to receive text message PINs

Update Account

Add your phone number

Mobile Phone Number

 +1

You will be sent a one-time authentication code to the phone number entered as an SMS text message.
Data rates may apply.

[Cancel](#) [Next](#)

5. You will be sent a PIN to the phone number entered above. This is a verification step. Please enter the PIN and click Next to proceed to eRSS.

Sign in

Enter your security code

rev1@mail.com

A one-time verification code has been sent to the phone +1*****4567. The code will be active for 20 minutes.

One-time Security Code

Didn't receive the code?

- Double check your phone number
- Check your phone spam folder if applicable

[Send New Code](#)

[Back](#) [Next](#)

Success!

You are now logged in

[Continue to eRSS](#)

[Edit Account](#)



Next Log in

The next time you log in you will have the option to select either email or text as the authentication method. Please select your preferred authentication method and proceed with login.

Sign in

Select authentication method

You will be sent a one-time authentication code to the method you select below.

 <p>Text (SMS)</p> <p>+1*****4567</p>	 <p>Email</p> <p>rev1@mail.com</p>
--------------------------------------------------------------------------------------------------------------------------------------	-----------------------------------------------------------------------------------------------------------------------------------

Note: Data rates may apply.

Cancel